

**Modular Cooking Range Line
 thermaline 85 - Half Module
 Freestanding Gas Fry Top, 1 Side with
 Backsplash (Town Gas)**

ITEM # _____

MODEL # _____

NAME # _____

SIS # _____

AIA # _____



593112 (MBHAGBDDVO) Gas Fry Top with smooth chrome Plate, one-side operated with backsplash, town gas

593114 (MBHCGBDDVO) Gas Fry Top with ribbed chrome Plate, one-side operated with backsplash, town gas

Short Form Specification

Item No. _____

Unit constructed according to DIN 18860_2 with 20 mm drop nose top and 70 mm recessed plinth. Internal frame for heavy duty sturdiness in stainless steel. 2 mm top in 1.4301 (AISI 304). Flat surface construction, easily cleanable. THERMODUL connection system enables seamless worktop when units are connected and avoids soil penetrating. Smooth chromium-plated mild steel cooking surface with non-stick finishing for optimal grilling. Stainless steel high splash guards on the rear and sides. Features safety thermostat, thermostatic control and led indication of pilot flame. Electrical ignition powered by battery with thermocouple for added safety. Large drain hole enables draining of cooking juices into a large collector. Overheat protection switches off the supply in case of overheating. Metal knobs with embedded hygienic silicon "soft" grip enable easier handling and cleaning. IPX4 water resistant certification.

Configuration: Freestanding, one side operated with backsplash.

Main Features

- Large drain hole on cooking surface permits the draining of residual cooking juices into a large collector placed under the cooking surface.
- Overheat protection: the temperature sensor switches off the supply in case of overheating.
- Safety thermostat and thermostatic control.
- Stainless steel high splash guards on the rear and sides of cooking surface.
- Units have separate controls for each half module of the cooking surface.
- All major components may be easily accessed from the front.
- THERMODUL connection system creates a seamless work top when units are connected to each other thus avoiding soil penetrating vital components and facilitating the removal of units in case of replacement or service.
- Metal knobs with embedded hygienic "soft-touch" grip for easier handling and cleaning. The special design of the controls prevents infiltration of liquids or soil into vital components.
- Electrical ignition powered by battery with thermocouple for added safety.
- Led indication of pilot flame

Construction

- 2 mm top in 1.4301 (AISI 304).
- Unit constructed according to DIN 18860_2 with 20 mm drop nose top and 70 mm recessed plinth.
- Flat surface construction with minimal hidden areas to easily clean all surfaces
- Cooking surface in chromium-plated mild steel with non-stick finishing for optimum grilling results.
- Cooking surface to be completely smooth or completely ribbed.
- IPx4 water protection.
- Internal frame for heavy duty sturdiness in stainless steel.

APPROVAL: _____



Optional Accessories

- | | | | | |
|---|------------|--|------------|--------------------------|
| | | • C41 HI-TEMP RAPID DEGREASER, 1 pack of six 1 lt. bottles (trigger incl.) | PNC 0S2292 | <input type="checkbox"/> |
| • Connecting rail kit for appliances with backsplash, 850mm | PNC 912498 | | | <input type="checkbox"/> |
| • Portioning shelf, 400mm width | PNC 912522 | | | <input type="checkbox"/> |
| • Portioning shelf, 400mm width | PNC 912552 | | | <input type="checkbox"/> |
| • Folding shelf, 300x850mm | PNC 912579 | | | <input type="checkbox"/> |
| • Folding shelf, 400x850mm | PNC 912580 | | | <input type="checkbox"/> |
| • Fixed side shelf, 200x850mm | PNC 912586 | | | <input type="checkbox"/> |
| • Fixed side shelf, 300x850mm | PNC 912587 | | | <input type="checkbox"/> |
| • Fixed side shelf, 400x850mm | PNC 912588 | | | <input type="checkbox"/> |
| • Stainless steel front kicking strip, 400mm width | PNC 912630 | | | <input type="checkbox"/> |
| • Stainless steel side kicking strip left and right, wall mounted, 850mm width | PNC 912659 | | | <input type="checkbox"/> |
| • Stainless steel side kicking strip left and right, back-to-back, 1700mm width | PNC 912662 | | | <input type="checkbox"/> |
| • Stainless steel plinth, against wall, 400mm width | PNC 912878 | | | <input type="checkbox"/> |
| • Stainless steel side panel, 850x700mm, right side, against wall | PNC 913003 | | | <input type="checkbox"/> |
| • Stainless steel side panel, 850x700mm, left side, against wall | PNC 913004 | | | <input type="checkbox"/> |
| • Back panel, 400x700mm, for units with backsplash | PNC 913009 | | | <input type="checkbox"/> |
| • Endrail kit, flush-fitting, with backsplash, left | PNC 913115 | | | <input type="checkbox"/> |
| • Endrail kit, flush-fitting, with backsplash, right | PNC 913116 | | | <input type="checkbox"/> |
| • Scraper for smooth plates (only for 593112) | PNC 913119 | | | <input type="checkbox"/> |
| • Scraper for ribbed plates (only for 593114) | PNC 913120 | | | <input type="checkbox"/> |
| • Endrail kit (12.5mm) for thermaline 85 units with backsplash, left | PNC 913206 | | | <input type="checkbox"/> |
| • Endrail kit (12.5mm) for thermaline 85 units with backsplash, right | PNC 913207 | | | <input type="checkbox"/> |
| • U-clamping rail for back-to-back installations with backsplash (to be ordered as S-code) | PNC 913226 | | | <input type="checkbox"/> |
| • Insert profile, d=850mm | PNC 913231 | | | <input type="checkbox"/> |
| • Perforated shelf for warming cabinets and cupboard bases (one-side operated TL80-85-90 and two-side operated for TL80) | PNC 913233 | | | <input type="checkbox"/> |
| • Side reinforced panel only in combination with side shelf, for against the wall installations, right | PNC 913261 | | | <input type="checkbox"/> |
| • Side reinforced panel only in combination with side shelf, for against the wall installations, left | PNC 913262 | | | <input type="checkbox"/> |
| • Shelf fixation for TL80-85-90 one-side operated, TL80 two-side operated | PNC 913279 | | | <input type="checkbox"/> |
| • Stainless steel dividing panel, 850x700mm, (it should only be used between Electrolux Professional thermaline Modular 85 and thermaline C85) | PNC 913670 | | | <input type="checkbox"/> |
| • Stainless steel side panel, 850x700mm, flush-fitting (it should only be used against the wall, against a niche and in between Electrolux Professional thermaline and ProThermetic appliances and external appliances - provided that these have at least the same dimensions) | PNC 913686 | | | <input type="checkbox"/> |

Recommended Detergents



Electrolux
PROFESSIONAL

Modular Cooking Range Line
thermaline 85 - Half Module Freestanding Gas
Fry Top, 1 Side with Backsplash (Town Gas)

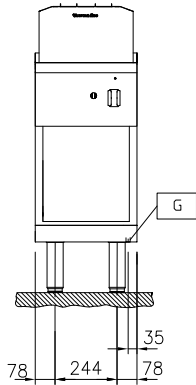
Gas

Gas Power: 10 kW
Gas Type Option:
Gas Inlet: 1/2"

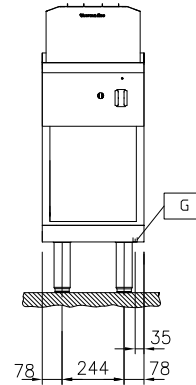
Key Information:

Cooking Surface Depth: 615 mm
Cooking Surface Width: 300 mm
Working Temperature MIN: 110 °C
Working Temperature MAX: 270 °C
External dimensions, Width: 400 mm
External dimensions, Depth: 850 mm
External dimensions, Height: 700 mm
Storage Cavity Dimensions (width): 340 mm
Storage Cavity Dimensions (height): 330 mm
Storage Cavity Dimensions (depth): 740 mm
Net weight: 87 kg
Configuration: On Base;One-Side Operated
Cooking surface type:
593112 (MBHAGBDDVO) Smooth
593114 (MBHCGBDDVO) Ribbed
Cooking surface - material: Chromium Plated mild steel mirror

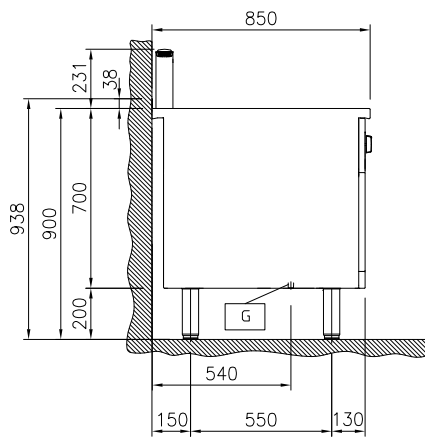
Front



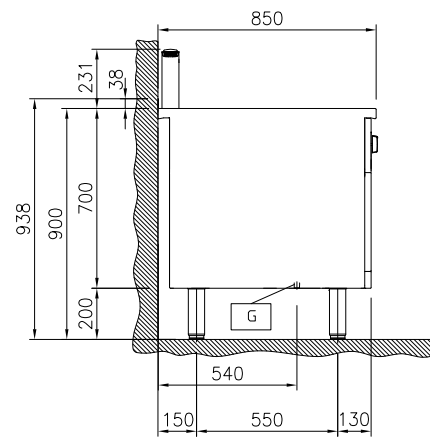
Front



Side



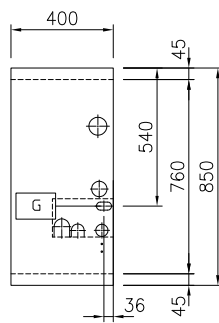
Side



EQ = Equipotential screw
G = Gas connection

EQ = Equipotential screw
G = Gas connection

Top



Top

